



## ADVANCED PLACEMENT EXAMS 2022

Rajkot, INDIA

### TEST CENTER: The Galaxy School

Center Address: C/O SN Kansagra School (PV Patel Smarak Trust),  
University Road, Rajkot 360005

AP Coordinator: Shrenik Sheth

AP Coordinator's Email Address: [shrenik.sheth@tges.org](mailto:shrenik.sheth@tges.org)

AP Coordinator's Contact Phone: +91-990-999-8059

Contact Hours: 9:00 am to 1:00 pm, Monday to Saturday

Registration & Payment Deadline: Registration opens on Sept 27, 2021.  
You may register for regular testing only  
(May 2-6; May 9-13, 2022).

<b>Registration Window 1</b>	
Registration Start Date	September 20, 2021
Registration End Date	November 10, 2021
AP Exam Fee (INR) per subject	INR 12,000/-

<b>Registration Window 2</b>	
Registration Start Date	November 16, 2021
Registration End Date	March 10, 2022
AP Exam Fee (INR) per subject	INR 15,000/-

Refund Policy:

#### **Registration Window 1:**

Full refund for cancellations made before November 10, 2021. 50% refund for cancellations made after November 10, 2021.


#### **Registration Window 2 :**

No refund.

## PAYMENT & REGISTRATION INSTRUCTIONS

**REQUIRED: You must complete ALL STEPS (pay test center and register online) as per deadlines given to reserve your seat.**

**IF YOU PAY THE TEST CENTER, BUT DO NOT COMPLETE ONLINE REGISTRATION, YOU WILL NOT BE ABLE TO TEST. IF YOU ONLY REGISTER ONLINE BUT DO NOT PAY THE TEST CENTER, YOU WILL NOT BE ABLE TO TEST.**



### 1 PAY TEST CENTER

Decide which exams you will take. Check India AP Exam schedule on <http://ap-india.org> to avoid conflicts. Follow payment instructions below to pay the test center by the deadline. Email your payment details to the test center coordinator in order to match payment to your online registration.

- Student First Name: \_\_\_\_\_ Last Name: \_\_\_\_\_
- Student Primary Email (same as on your College Board account): \_\_\_\_\_
- Student Mobile: \_\_\_\_\_
- Student Date of Birth (DDMMYYYY): \_\_\_\_\_ (see age acknowledgement below)
- List the Exams You Wish to Take. (India AP Exam schedule is on <http://ap-india.org>)
  1. \_\_\_\_\_
  2. \_\_\_\_\_
  3. \_\_\_\_\_
  4. \_\_\_\_\_
  5. \_\_\_\_\_
  6. \_\_\_\_\_

• How will you pay?

- Demand draft (to be drawn in favour of 'The Galaxy School', payable at Rajkot. You can submit the DD in person, or send it by post. If sending by post, please include a printed copy of your application form, so that we can match the payment to your registration.
  - DD No. : \_\_\_\_\_ ; DD Issuing Bank \_\_\_\_\_

- Online payment (to be paid to The Galaxy School). IFSC: HDFC0000379, Account No.: 50200026721818). Please mail details of the transaction on [shrenik.sheth@tges.org](mailto:shrenik.sheth@tges.org) so that we can match the payment.

**BY PAYING THE TEST CENTER, YOU ACKNOWLEDGE YOU HAVE READ AND UNDERSTAND ALL AP EXAM TEST CENTER POLICIES.**

- I acknowledge that I will be under 21 years old (born after May 31, 2001) at the time of taking any AP Exams in May 2022.
- I acknowledge that I will need to pay the test center and register online with the College Board by the stated deadline to complete my AP Exam registration and receive an Admission Ticket from the test center, or I will not be able to test.
- I acknowledge that I have read and agree to test center policies above, with respect to payment deadline, payment instructions, refunds and cancellations.
- I acknowledge that I will bring my Admission Ticket along with an original, VALID PASSPORT or AADHAR CARD to the test center on exam day. or I will not be able to test.

**AP 2022: The Galaxy School: Join Codes**

<b>AP Art History</b>	ED3Q67
<b>AP Biology</b>	GV33M4
<b>AP Calculus AB</b>	VAM7PM
<b>AP Calculus BC</b>	9DAGL4
<b>AP Chemistry</b>	6A469Z
<b>AP Comparative Government and Politics</b>	6JR7ZJ
<b>AP Computer Science A</b>	26ZVX9
<b>AP English Language and Composition</b>	AQ76AA
<b>AP English Literature and Composition</b>	JWJE99
<b>AP Environmental Science</b>	ALLQLY
<b>AP European History</b>	M74N4P
<b>AP Human Geography</b>	27NLWM
<b>AP Macroeconomics</b>	6ZA2R9
<b>AP Microeconomics</b>	6JG6W4
<b>AP Physics 1</b>	EJ2N76
<b>AP Physics 2</b>	47PNNX
<b>AP Physics C: Electricity and Magnetism</b>	XM92XP
<b>AP Physics C: Mechanics</b>	69WVJP
<b>AP Psychology</b>	2V4RG3
<b>AP Statistics</b>	673W26
<b>AP United States Government and Politics</b>	YRGRMG
<b>AP United States History</b>	3LN4DA
<b>AP World History: Modern</b>	9RLP9A



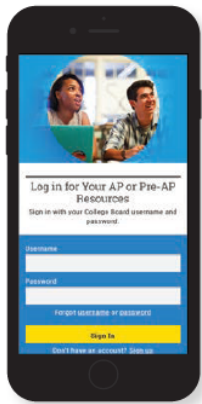
**2** ONCE YOU HAVE PAID THE TEST CENTER, WRITE DOWN THE UNIQUE “JOIN CODE” PROVIDED BY THE TEST CENTER COORDINATOR FOR EACH EXAM YOU WISH TO TAKE. YOU WILL NEED THESE JOIN CODES TO COMPLETE ONLINE REGISTRATION (Steps 3 – 7)

WRITE YOUR JOIN CODES BELOW. JOIN CODES ARE 6 CHARACTERS LONG AND UNIQUE TO EACH TEST CENTER AND EXAM.

Exam _____	Exam _____	Exam _____	Exam _____	Exam _____
Join Code _____	Join Code _____	Join Code _____	Join Code _____	Join Code _____

Use a phone, tablet, or computer to complete AP® exam registration online with the College Board:

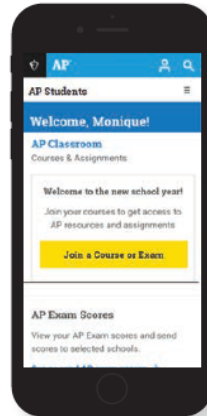
**ONLINE REGISTRATION IS REQUIRED OR ELSE YOU WILL NOT BE ABLE TO TEST, EVEN IF YOU HAVE PAID THE TEST CENTER. COMPLETE THIS PART WITHIN 3 DAYS OF PAYMENT.**



**3** SIGN IN TO MY AP

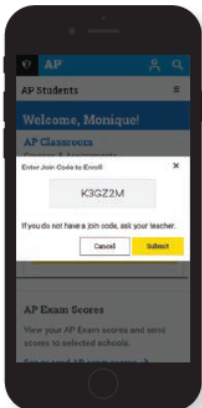
Sign in to [myap.collegeboard.org](https://myap.collegeboard.org) using the same College Board student account login you have used to view AP, SAT, or PSAT scores, or to register for the SAT.

- ❶ Forgot your login info? Follow the “Forgot username or password?” links to reset them.
- ❷ Don’t have a student account yet? Click the **Sign up** link. **IMPORTANT:** Create your College Board account using the same email you will provide to the test center.
- ❸ Having technical issues? Contact AP: Online inquiry : [cb.org/apstudentinquiry](https://cb.org/apstudentinquiry) Phone: +1 212-632-1780



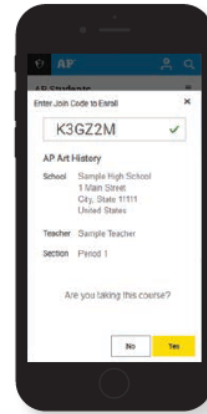
**4** JOIN AN EXAM

Click the **Join a Course or Exam** button. Before you do this, make sure you have a join code for each exam offered at this test center.



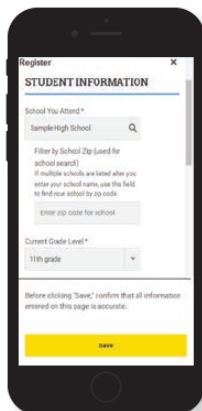
**5** SUBMIT YOUR JOIN CODE

Enter the join code your test center gave you and click **Submit**.



**6** VERIFY EXAM INFORMATION

Confirm the exam name, exam date, and test center name are what you want. Click the **Join a Course or Exam** button.



**7** FILL OUT REGISTRATION INFORMATION

The first time you register in My AP, you’ll need to fill out some registration information. Provide accurate information – this will be on your personalized AP labels for exam day. You only have to do this once.



**8** RECEIVE ADMISSION TICKET FROM TEST CENTER

The test center will provide an admission ticket to you after they have ordered your exams. You will need this ticket on exam day, along with an original, valid passport or Aadhar Card, or you will not be able to test.

Repeat **4** - **6** for each exam.